


HDQIF Inverted Flange Hangers



HDQIF inverted flange hangers install with wood screws eliminating the need to drill bolt holes simplifying installation.

Materials: 14 gauge
Finish: G90 galvanizing
Options: See current catalogue for options.
Codes: Factored resistances are derived from data submitted to various North American building code evaluators.

- Installation:**
- Use all specified fasteners.
 - WS15 and WS3 Wood Screws are supplied with HDQIF hangers.



HDQIF



Typical HDQIF installation

Joist Size	MiTek Stock No.	Dimensions (in)			Fastener Schedule ²				Unit	DF Factored Resistance		S-P-F Factored Resistance	
		W	H	A	Header		Joist			Vertical 100%	Uplift ¹ 115%	Vertical 100%	Uplift ¹ 115%
					Qty	Type	Qty	Type					
1-3/4 x 9-1/2	HDQ179IF	1-13/16	9	13/16	8	WS3	4	WS15	Lbs	4975	1765	4460	1765
									kN	22.13	7.85	19.84	7.85
1-3/4 x 11-1/4 - 11-7/8	HDQ17112IF	1-13/16	11	13/16	10	WS3	6	WS15	Lbs	5470	2975	4775	2595
									kN	24.33	13.23	21.24	11.54
1-3/4 x 14	HDQ1714IF	1-13/16	13-3/8	13/16	12	WS3	6	WS15	Lbs	6730	3175	6525	3080
									kN	29.94	14.12	29.02	13.70
3 x 10-14	HDQ310IF	2-9/16	9	1-3/16	8	WS3	4	WS15	Lbs	4975	1765	4460	1765
									kN	22.13	7.85	19.84	7.85
(2) 2 x 10-14	HDQ210-2IF	3-1/4	9	1-1/2	12	WS3	6	WS3	Lbs	8460	4970	7385	4335
									kN	37.63	22.11	32.85	19.28
3-1/2 x 9-1/4 - 14	HDQ410IF	3-9/16	9	1-1/2	12	WS3	6	WS3	Lbs	8460	4970	7385	4335
									kN	37.63	22.11	32.85	19.28
3-1/2 x 11-1/4 - 16	HDQ412IF	3-9/16	11	1-1/2	14	WS3	6	WS3	Lbs	8135	5220	6545	4965
									kN	36.19	23.22	29.11	22.09
4 x 10	HDQ410IF	3-9/16	9	1-1/2	12	WS3	6	WS3	Lbs	8460	4970	7385	4335
									kN	37.63	22.11	32.85	19.28
4 x 12-16	HDQ412IF	3-9/16	11	1-1/2	14	WS3	6	WS3	Lbs	8135	5220	6545	4965
									kN	36.19	23.22	29.11	22.09
(3) 2 x 10-14	HDQ210-3IF	4-5/8	9	1-1/2	12	WS3	6	WS3	Lbs	8460	4970	7385	4335
									kN	37.63	22.11	32.85	19.28
5-1/4 x 9-1/4 - 11-7/8	HDQ5210IF	5-1/4	9	1-1/2	12	WS3	6	WS3	Lbs	8460	4970	7385	4335
									kN	37.63	22.11	32.85	19.28
5-1/4 x 11-1/4 - 16	HDQ5212IF	5-1/4	11	1-1/2	14	WS3	6	WS3	Lbs	8135	5220	6545	4965
									kN	36.19	23.22	29.11	22.09
6 x 10-14	HDQ610IF	5-1/2	9	1-1/2	12	WS3	6	WS3	Lbs	8460	4970	7385	4335
									kN	37.63	22.11	32.85	19.28
6 x 12-16	HDQ612IF	5-1/2	11	1-1/2	14	WS3	6	WS3	Lbs	8135	5220	6545	4965
									kN	36.19	23.22	29.11	22.09

1) Factored uplift resistances have been increased 15% for short-term loads such as wind and earthquake; no further increase allowed.
 2) WS15 are 1/4" x 1-1/2" long, WS3 Wood Screws are 1/4" x 3" long and are included with HDQ hangers.
 New products or updated product information are designated in **blue font**.



Dec. 20, 2017

Use in conjunction with MiTek's current Canadian Product Catalogue for detailed hanger information.

Valid through Dec. 31, 2019




MiTek supplies quality products
 to build Stronger Safer Structures
 MiTek.ca

Copyright © 2017 MiTek Industries, Inc. All Rights Reserved.
 December 2017 USP2320-HDQIF



HDQIF Inverted Flange Hangers

APEGA
Permit No. P3837




Dec. 20, 2017

HDQIF inverted flange hangers install with wood screws eliminating the need to drill bolt holes simplifying installation.

Materials: 14 gauge
Finish: G90 galvanizing
Options: See current catalogue for options.
Codes: Factored resistances are derived from data submitted to various North American building code evaluators.

Installation:

- Use all specified fasteners.
- WS15 and WS3 Wood Screws are supplied with HDQIF hangers.



HDQIF



Typical HDQIF installation



Dec. 20, 2017

Joist Size	MiTek Stock No.	Dimensions (in)			Fastener Schedule ²				Unit	DF Factored Resistance		S-P-F Factored Resistance	
		W	H	A	Header		Joist			Vertical 100%	Uplift ¹ 115%	Vertical 100%	Uplift ¹ 115%
					Qty	Type	Qty	Type					
1-3/4 x 9-1/2	HDQ179IF	1-13/16	9	13/16	8	WS3	4	WS15	Lbs	4975	1765	4460	1765
									kN	22.13	7.85	19.84	7.85
1-3/4 x 11-1/4 - 11-7/8	HDQ17112IF	1-13/16	11	13/16	10	WS3	6	WS15	Lbs	5470	2975	4775	2595
									kN	24.33	13.23	21.24	11.54
1-3/4 x 14	HDQ1714IF	1-13/16	13-3/8	13/16	12	WS3	6	WS15	Lbs	6730	3175	6525	3080
									kN	29.94	14.12	29.02	13.70
3 x 10-14	HDQ310IF	2-9/16	9	1-3/16	8	WS3	4	WS15	Lbs	4975	1765	4460	1765
									kN	22.13	7.85	19.84	7.85
(2) 2 x 10-14	HDQ210-2IF	3-1/4	9	1-1/2	12	WS3	6	WS3	Lbs	8460	4970	7385	4335
									kN	37.63	22.11	32.85	19.28
3-1/2 x 9-1/4 - 14	HDQ410IF	3-9/16	9	1-1/2	12	WS3	6	WS3	Lbs	8460	4970	7385	4335
									kN	37.63	22.11	32.85	19.28
3-1/2 x 11-1/4 - 16	HDQ412IF	3-9/16	11	1-1/2	14	WS3	6	WS3	Lbs	8135	5220	6545	4965
									kN	36.19	23.22	29.11	22.09
4 x 10	HDQ410IF	3-9/16	9	1-1/2	12	WS3	6	WS3	Lbs	8460	4970	7385	4335
									kN	37.63	22.11	32.85	19.28
4 x 12-16	HDQ412IF	3-9/16	11	1-1/2	14	WS3	6	WS3	Lbs	8135	5220	6545	4965
									kN	36.19	23.22	29.11	22.09
(3) 2 x 10-14	HDQ210-3IF	4-5/8	9	1-1/2	12	WS3	6	WS3	Lbs	8460	4970	7385	4335
									kN	37.63	22.11	32.85	19.28
5-1/4 x 9-1/4 - 11-7/8	HDQ5210IF	5-1/4	9	1-1/2	12	WS3	6	WS3	Lbs	8460	4970	7385	4335
									kN	37.63	22.11	32.85	19.28
5-1/4 x 11-1/4 - 16	HDQ5212IF	5-1/4	11	1-1/2	14	WS3	6	WS3	Lbs	8135	5220	6545	4965
									kN	36.19	23.22	29.11	22.09
6 x 10-14	HDQ610IF	5-1/2	9	1-1/2	12	WS3	6	WS3	Lbs	8460	4970	7385	4335
									kN	37.63	22.11	32.85	19.28
6 x 12-16	HDQ612IF	5-1/2	11	1-1/2	14	WS3	6	WS3	Lbs	8135	5220	6545	4965
									kN	36.19	23.22	29.11	22.09

1) Factored uplift resistances have been increased 15% for short-term loads such as wind and earthquake; no further increase allowed.
 2) WS15 are 1/4" x 1-1/2" long, WS3 Wood Screws are 1/4" x 3" long and are included with HDQ hangers.
 New products or updated product information are designated in **blue font**.



Dec. 20, 2017

APEGS
Certificate No. C0940



Dec. 20, 2017

YR. MN. DAY

Use in conjunction with MiTek's current Canadian Product Catalogue for detailed hanger information.

Valid through Dec. 31, 2019



MiTek supplies quality products
to build Stronger Safer Structures

MiTek.ca

Copyright © 2017 MiTek Industries, Inc. All Rights Reserved.
December 2017 USP2320-HDQIF



HDQIF Inverted Flange Hangers

APENS
Permit No. 15800 0




Dec. 20, 2017


PEG
Permit No. D0027



APEGNB
Certificate No. F0649



APEPEI
Permit No. A195




HDQIF inverted flange hangers install with wood screws eliminating the need to drill bolt holes simplifying installation.

Materials: 14 gauge
Finish: G90 galvanizing
Options: See current catalogue for options.
Codes: Factored resistances are derived from data submitted to various North American building code evaluators.

Installation:

- Use all specified fasteners.
- WS15 and WS3 Wood Screws are supplied with HDQIF hangers.



HDQIF



Typical HDQIF installation

Joist Size	MiTek Stock No.	Dimensions (in)			Fastener Schedule ²				Unit	DF Factored Resistance		S-P-F Factored Resistance	
		W	H	A	Header		Joist			Vertical 100%	Uplift ¹ 115%	Vertical 100%	Uplift ¹ 115%
					Qty	Type	Qty	Type					
1-3/4 x 9-1/2	HDQ179IF	1-13/16	9	13/16	8	WS3	4	WS15	Lbs	4975	1765	4460	1765
1-3/4 x 11-1/4 - 11-7/8	HDQ17112IF	1-13/16	11	13/16	10	WS3	6	WS15	kN	22.13	7.85	19.84	7.85
									Lbs	5470	2975	4775	2595
1-3/4 x 14	HDQ1714IF	1-13/16	13-3/8	13/16	12	WS3	6	WS15	Lbs	6730	3175	6525	3080
									kN	29.94	14.12	29.02	13.70
3 x 10-14	HDQ310IF	2-9/16	9	1-3/16	8	WS3	4	WS15	Lbs	4975	1765	4460	1765
(2) 2 x 10-14	HDQ210-2IF	3-1/4	9	1-1/2	12	WS3	6	WS3	Lbs	8460	4970	7385	4335
									kN	37.63	22.11	32.85	19.28
3-1/2 x 9-1/4 - 14	HDQ410IF	3-9/16	9	1-1/2	12	WS3	6	WS3	Lbs	8460	4970	7385	4335
									kN	37.63	22.11	32.85	19.28
3-1/2 x 11-1/4 - 16	HDQ412IF	3-9/16	11	1-1/2	14	WS3	6	WS3	Lbs	8135	5220	6545	4965
									kN	36.19	23.22	29.11	22.09
4 x 10	HDQ410IF	3-9/16	9	1-1/2	12	WS3	6	WS3	Lbs	8460	4970	7385	4335
4 x 12-16	HDQ412IF	3-9/16	11	1-1/2	14	WS3	6	WS3	Lbs	8135	5220	6545	4965
									kN	36.19	23.22	29.11	22.09
(3) 2 x 10-14	HDQ210-3IF	4-5/8	9	1-1/2	12	WS3	6	WS3	Lbs	8460	4970	7385	4335
									kN	37.63	22.11	32.85	19.28
5-1/4 x 9-1/4 - 11-7/8	HDQ5210IF	5-1/4	9	1-1/2	12	WS3	6	WS3	Lbs	8460	4970	7385	4335
									kN	37.63	22.11	32.85	19.28
5-1/4 x 11-1/4 - 16	HDQ5212IF	5-1/4	11	1-1/2	14	WS3	6	WS3	Lbs	8135	5220	6545	4965
									kN	36.19	23.22	29.11	22.09
6 x 10-14	HDQ610IF	5-1/2	9	1-1/2	12	WS3	6	WS3	Lbs	8460	4970	7385	4335
									kN	37.63	22.11	32.85	19.28
6 x 12-16	HDQ612IF	5-1/2	11	1-1/2	14	WS3	6	WS3	Lbs	8135	5220	6545	4965
									kN	36.19	23.22	29.11	22.09

1) Factored uplift resistances have been increased 15% for short-term loads such as wind and earthquake; no further increase allowed.
2) WS15 are 1/4" x 1-1/2" long, WS3 Wood Screws are 1/4" x 3" long and are included with HDQ hangers.
New products or updated product information are designated in **blue font**.

Use in conjunction with MiTek's current Canadian Product Catalogue for detailed hanger information.

Valid through Dec. 31, 2019



MiTek supplies quality products
to build Stronger Safer Structures

MiTek.ca

Copyright © 2017 MiTek Industries, Inc. All Rights Reserved.
December 2017 USP2320-HDQIF